



USER GUIDE FOR MAGENTO 2 EXTENSION INFINITE SCROLL

Version: 1.0.1

The Infinite Scroll extension provides you to scroll through the products in catalog pages , infinitely when there is a need to go to another page with pagination. Infinite scroll comes with feature for these pages - category page , search page , advance search page

INFINITE SCROLL

1.Features

The infinite scroll features are listed below,

- Can select the loader type as Autoloader or with load more button. This defines whether the page to autoloader the products at the end of the scroll automatically. Or we can load the products with a click of a button.
- Can show the loader in catalog pages or not. This defines whether we can show the loader when loading the products.
- Can configure the scroll start position with integer values. This defines when the scroll should be started.
- Can configure to use in category page or not. This defines whether this extension should load the products in category page.
- Can configure to use in search page or not. This defines whether this extension should load the products in search page.
- Can configure to use in advance search page or not. This defines whether this extension should load the products in advance search page.
- Can be configured to show the back to button at the end of the scroll. This defines whether this extension should show the button or not.
- Can configure the button colors from the user to input in hexa color values.

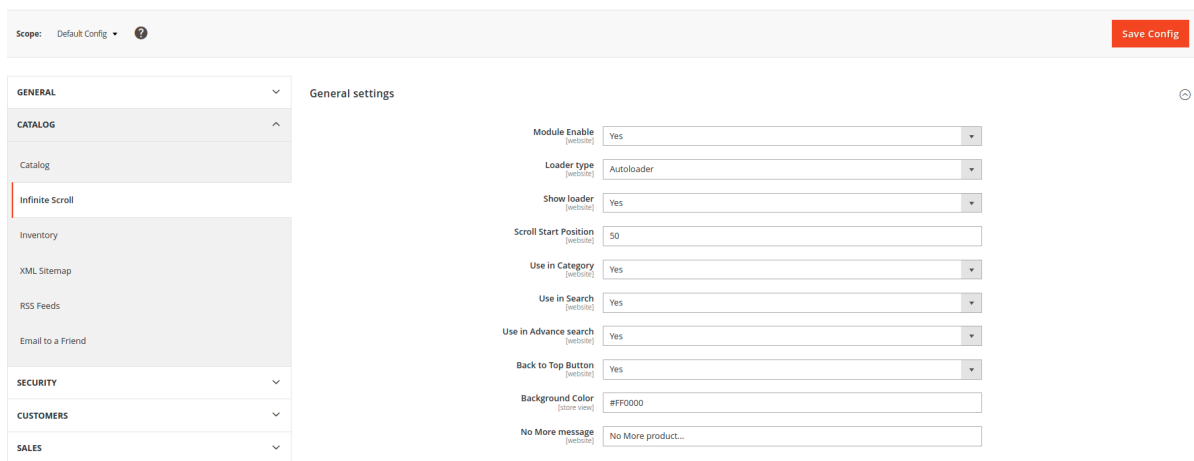
- Can configure the no more message value from the user to show when there are no products at the end of the page after loading ,with your choice.
- This extension will work on 2.4.x versions.

2.Configuration setting for Infinite Scroll

A simple configuration will activate the INFINITE SCROLL extension in the website. Below are the path and field details to configure.

Path to configure

1. For activating this extension navigate to Stores -> configuration -> Catalog -> Infinite scroll->Module Enable -> Yes.
2. To Save the changes that are made under the Infinite Scroll section the “Save Config” button needs to be clicked.



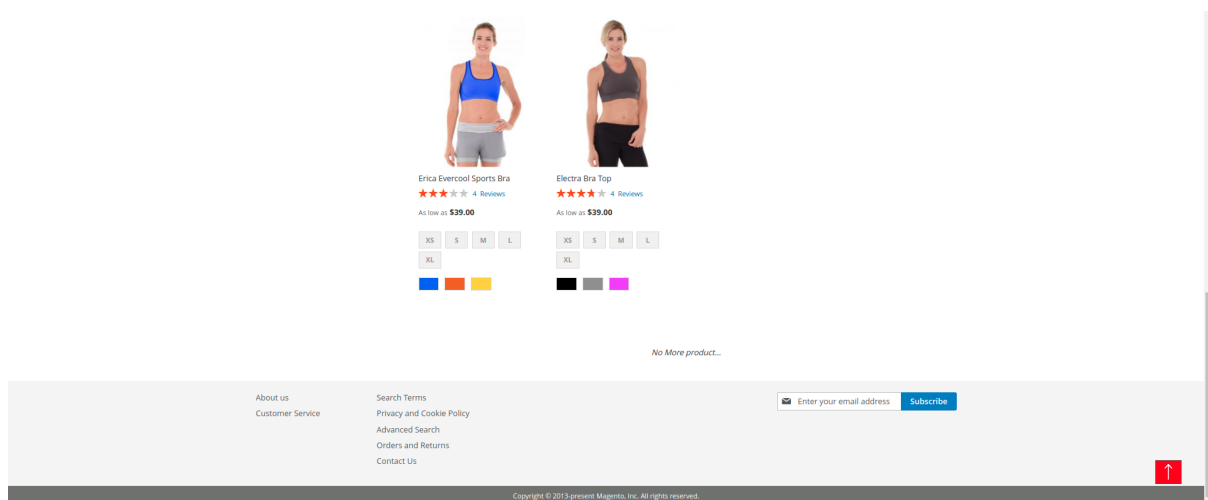
The screenshot shows a configuration page for the 'Infinite Scroll' extension. The page has a top navigation bar with 'Scope: Default Config' and a 'Save Config' button. A left sidebar contains a menu with categories: GENERAL, CATALOG, SECURITY, CUSTOMERS, and SALES. Under CATALOG, there are sub-items: Catalog, Infinite Scroll (highlighted), Inventory, XML_Sitemap, RSS Feeds, and Email to a Friend. The main content area is titled 'General settings' and contains the following configuration fields:

Module Enable	Yes
Loader type	Autoloader
Show loader	Yes
Scroll Start Position	50
Use in Category	Yes
Use in Search	Yes
Use in Advance search	Yes
Back to Top Button	Yes
Background Color	#FF0000
No More message	No More product...

3. Frontstore view

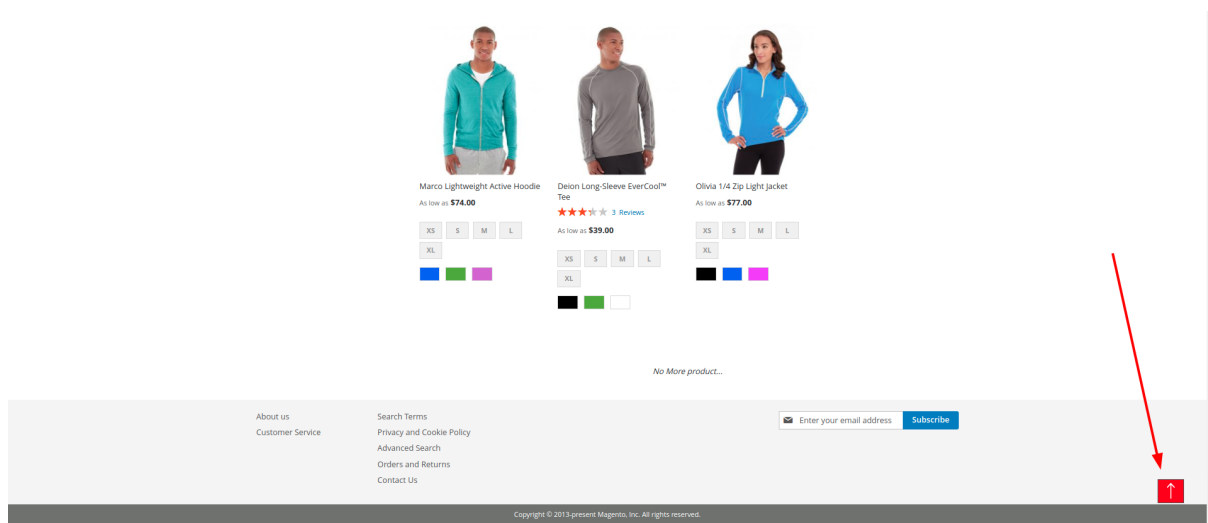
3.1. The working of infinite scroll in category page

- After the extension is enabled in admin configurations, and enabled to show this in category pages.
- When scrolling in the category pages, if there are products that need pagination to be listed in another page, the products will be automatically loaded through scrolling in that same page.
- Please see the below screenshot to find the products till the end of the page.
- Until there are no more products for this category, a message will be shown *No More product...* which you can customize in admin configurations.



3.2. The working of infinite scroll in search page

- If this extension is enabled for the search page , the results will be displayed in that page too , you can load as many products in this page without the help of pagination to click.
- At the end of this page , we can see the message No More product...
- This means that you scroll till an infinite number of products in this page.
- A Back to Top Button will show at the bottom right if enabled in admin configurations when clicked will scroll automatically to the top of the page.



3.3. The working of infinite scroll in advance search page

- The results are the same for the advanced search page also , if you have enabled the infinite scroll for the advanced search page , then it will work for the advanced search page also.
- And all other features like Back To Top button , No More product... , and loader settings and other settings other than these pages are common for all the three pages - category page , search page , advance search page.

4. Support

Please feel free to contact the OX SoftwareS support team via support@oxsoftwares.com if you face any issues. For any further development, you can contact us from our website www.oxsoftwares.com